
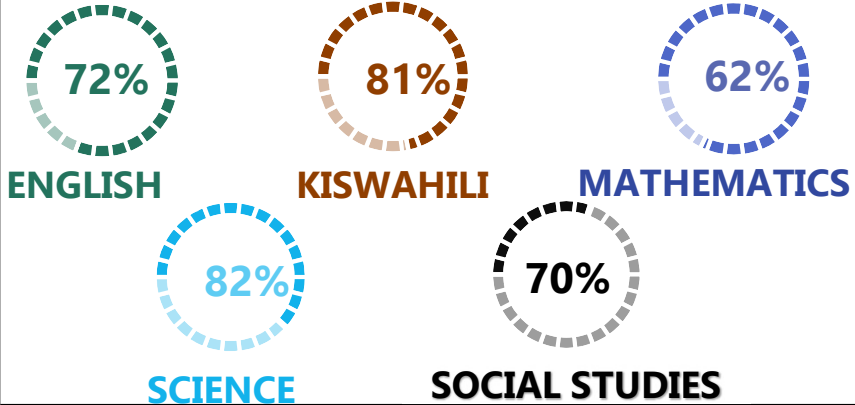
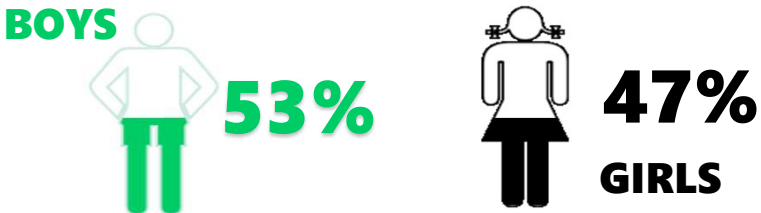
		<h1>MARIA DE MATHIAS</h1>																												
REGION: DODOMA DISTRICT: DODOMA		SCHOOL AVERAGE: 183.2			BAND 3																									
					CATEGORY ABOVE 40																									
SUBJECT PERFORMANCE ANALYSIS																														
<table border="1"> <thead> <tr> <th>SUBJECT NAME</th> <th>AVG</th> <th>%</th> <th>RNK</th> </tr> </thead> <tbody> <tr> <td>SCIENCE</td> <td>41.1</td> <td>82%</td> <td>1</td> </tr> <tr> <td>KISWAHILI</td> <td>40.4</td> <td>81%</td> <td>2</td> </tr> <tr> <td>ENGLISH</td> <td>35.8</td> <td>72%</td> <td>3</td> </tr> <tr> <td>SOCIAL STUDIES</td> <td>34.9</td> <td>70%</td> <td>4</td> </tr> <tr> <td>MATHEMATICS</td> <td>31.0</td> <td>62%</td> <td>5</td> </tr> </tbody> </table>				SUBJECT NAME	AVG	%	RNK	SCIENCE	41.1	82%	1	KISWAHILI	40.4	81%	2	ENGLISH	35.8	72%	3	SOCIAL STUDIES	34.9	70%	4	MATHEMATICS	31.0	62%	5			
SUBJECT NAME	AVG	%	RNK																											
SCIENCE	41.1	82%	1																											
KISWAHILI	40.4	81%	2																											
ENGLISH	35.8	72%	3																											
SOCIAL STUDIES	34.9	70%	4																											
MATHEMATICS	31.0	62%	5																											
<table border="1"> <thead> <tr> <th>BOYS/GIRLS PASS RATE</th> <th>STD</th> <th>AVG</th> <th>%</th> </tr> </thead> <tbody> <tr> <td>BOYS</td> <td>40</td> <td>0.53</td> <td>53%</td> </tr> <tr> <td>GIRLS</td> <td>36</td> <td>0.47</td> <td>47%</td> </tr> </tbody> </table>				BOYS/GIRLS PASS RATE	STD	AVG	%	BOYS	40	0.53	53%	GIRLS	36	0.47	47%															
BOYS/GIRLS PASS RATE	STD	AVG	%																											
BOYS	40	0.53	53%																											
GIRLS	36	0.47	47%																											
GRADE ANALYSIS SUMMARY																														
SUBJECT NAME/GRADE		A	B	C	D	E																								
MATHEMATICS		14	24	29	9	0																								
KISWAHILI		42	33	1	0	0																								
ENGLISH		10	55	11	0	0																								
SCIENCE		47	20	9	0	0																								
SOCIAL STUDIES		13	50	12	1	0																								
OVERALL GRADE ANALYSIS		NO.	SEATED	%																										
41- 45		17	76	22%																										
30.5 - 40		50		66%																										
20.5 - 30		9		12%																										
10.5 - 20		0	0	0%																										
0- 10		0		0%																										
OVERALL PERFORMANCE ANALYSIS																														
REGISTERED		76		100%																										
SEATED		76		100%																										
ABSENTEES		0		0%																										
PASSED		76		100%																										
FAILED		0		0%																										
SCHOOL POSITION				34																										
TOTAL SCHOOLS				52																										

INDEX	NAME	SEX	MATHEMATICS	KISWAHILI	ENGLISH	SCIENCE	SOCIAL STUDIES	TOTAL	AVERAGE	OVR GRADE	SCH POSITION	OVERALL POSITION					
1	EKE STANLEY NYAGAWA	M	45	A	44	A	41	A	49	A	45	A	224	45	A	1	671
2	MOUREEN BONIVENTURE MCHUNGU	F	44	A	43	A	40	B	49	A	40	B	216	43	A	2	1221
3	ROBIN RAYMOND KADUMA	M	43	A	44	A	39	B	48	A	39	B	213	43	A	3.5	1426.5
4	GLORIA PRIMUS KIMARIO	F	38	B	46	A	41	A	47	A	41	A	213	43	A	3.5	1426.5
5	CAROLINE SHANELI KOMBA	F	41	A	44	A	45	A	46	A	36	B	212	42	A	5	1494.5
6	STEVEN MICHAEL ILANDA	M	40	B	46	A	39	B	45	A	41	A	211	42	A	6	1562
7	WALTER DONALD MPANDUJI	M	40	B	44	A	39	B	45	A	42	A	210	42	A	8.5	1639.5
8	CHRISTER DOMINICK MGINA	F	43	A	45	A	42	A	45	A	35	B	210	42	A	8.5	1639.5
9	DOREEN GEORGE BIITA	F	39	B	45	A	42	A	44	A	40	B	210	42	A	8.5	1639.5
10	GLORY TUMSIIME BUBERWA	F	45	A	41	A	40	B	48	A	36	B	210	42	A	8.5	1639.5
11	BRIAN OSSEI NYAPILI	M	41	A	37	B	40	B	48	A	42	A	208	42	A	11.5	1771.5
12	ZAINABU HUSSEIN KUFAKUNOGA	F	45	A	42	A	41	A	46	A	34	B	208	42	A	11.5	1771.5
13	DOREEN NIXON MTONYOLE	F	42	A	42	A	39	B	42	A	41	A	206	41	A	13	1909.5
14	WILFRED BUBERWA NGEMERA	M	39	B	37	B	40	B	46	A	43	A	205	41	A	14	1973
15	ANTONY KULWA MWAKASIKWA	M	43	A	42	A	33	B	48	A	38	B	204	41	A	15.5	2037
16	WITNESS WILLY BUNDALA	F	42	A	42	A	31	B	48	A	41	A	204	41	A	15.5	2037
17	FELISTA BAHATI ALFRED	F	36	B	44	A	44	A	46	A	33	B	203	41	A	17	2104.5
18	EZRA JACKSON MCHEFU	M	41	A	40	B	39	B	45	A	37	B	202	40	B	18	2176.5
19	JULIUS BARNABAS MMIKU	M	41	A	37	B	44	A	40	B	38	B	200	40	B	19.5	2306
20	SALOME VICTOR SYLVESTER	F	33	B	41	A	42	A	44	A	40	B	200	40	B	19.5	2306
21	DANIEL MORRIS HIJI	M	46	A	35	B	39	B	43	A	36	B	199	40	B	21	2373
22	KELVIN PRIMI MALLYA	M	32	B	44	A	37	B	44	A	41	A	198	40	B	23	2436
23	SHEDRACK PETRO MUSSA	M	36	B	42	A	37	B	45	A	38	B	198	40	B	23	2436
24	AGNES JOSEPHAT HONGOA	F	34	B	43	A	38	B	47	A	36	B	198	40	B	23	2436
25	ALAN SIMON MILIHANGU	M	37	B	38	B	39	B	45	A	37	B	196	39	B	26	2555

INDEX	NAME	SEX	MATHEMATICS		KISWAHILI		ENGLISH		SCIENCE		SOCIAL STUDIES		TOTAL	AVERAGE	OVR GRADE	SCH POSITION	OVERALL POSITION
26	EPHRAIM ARTHUR MWAKALUKWA	M	35	B	41	A	35	B	41	A	44	A	196	39	B	26	2555
27	MENAS ONESMO LUGAGANYA	M	26	C	46	A	39	B	44	A	41	A	196	39	B	26	2555
28	ROBART AMOS KIZITO	M	31	B	38	B	40	B	47	A	39	B	195	39	B	28.5	2614.5
29	SOSTENESS PETER GEORGE	M	33	B	37	B	37	B	46	A	42	A	195	39	B	28.5	2614.5
30	ERICK EDWARD JUSTINE	M	29	C	44	A	40	B	46	A	35	B	194	39	B	30.5	2672
31	RAMADHANI MSANGI RAMADHANI	M	31	B	43	A	40	B	41	A	39	B	194	39	B	30.5	2672
32	MIRIAM MAPESI MAAGI	F	29	C	45	A	39	B	44	A	36	B	193	39	B	32	2725
33	NICOLE NELSON MUTALEMWA	F	36	B	36	B	39	B	48	A	33	B	192	38	B	33	2777.5
34	KELVIN BAHATI RAPHAEL	M	26	C	40	B	38	B	47	A	40	B	191	38	B	34	2834
35	EPIFANIA ELIA KIBODYA	F	26	C	44	A	32	B	46	A	41	A	189	38	B	35	2931.5
36	NCHAMA MAGOLI KENYUKO	M	31	B	43	A	35	B	45	A	34	B	188	38	B	36	2987
37	FATUMA SAID KITWIKO	F	33	B	43	A	37	B	42	A	32	B	187	37	B	37	3046
38	ELIA AIDAN MJELWA	M	39	B	41	A	41	A	28	C	37	B	186	37	B	38.5	3105.5
39	HAPPINES OSWARD MNYASENGA	F	30	C	44	A	39	B	41	A	32	B	186	37	B	38.5	3105.5
40	NASRA HASSAN MIGOI	F	23	C	45	A	38	B	43	A	36	B	185	37	B	40	3166
41	JUSTINE ALPHA CHIBULUNJE	M	28	C	40	B	39	B	39	B	38	B	184	37	B	41	3221
42	ELISHA NESTORY LIKOMBE	M	28	C	40	B	37	B	44	A	34	B	183	37	B	42.5	3271
43	PATRICK ALFRED MBOGORA	M	29	C	44	A	34	B	40	B	36	B	183	37	B	42.5	3271
44	RAJAB ISMAIL NKULLO	M	29	C	39	B	35	B	44	A	34	B	181	36	B	44	3377
45	THERESA ERICK LUGABELA	F	32	B	39	B	37	B	39	B	33	B	180	36	B	45	3427
46	DANIEL CLARENCE KATEULE	M	22	C	42	A	32	B	45	A	38	B	179	36	B	46.5	3471.5
47	WILLIAM ARON ELIAS	M	24	C	41	A	39	B	42	A	33	B	179	36	B	46.5	3471.5
48	BABRA GODWELL MWAMAKULA	F	33	B	39	B	29	C	38	B	39	B	178	36	B	48	3513.5
49	ISAYA DAUDI GEORGE	M	29	C	42	A	36	B	35	B	34	B	176	35	B	49	3605.5
50	SUMAIYA KEMILEMBE SALUM	F	29	C	38	B	28	C	45	A	34	B	174	35	B	50.5	3698.5

INDEX	NAME	SEX	MATHEMATICS		KISWAHILI		ENGLISH		SCIENCE		SOCIAL STUDIES		TOTAL	AVERAGE	OVR GRADE	SCH POSITION	OVERALL POSITION
51	VINCENTINA FESTO LECHIPYA	F	28	C	43	A	35	B	35	B	33	B	174	35	B	50.5	3698.5
52	BRIAN PAUL KIMONDO	M	32	B	38	B	29	C	41	A	33	B	173	35	B	53	3744
53	PASCHAL NKUMBI MICHAEL	M	32	B	40	B	38	B	30	C	33	B	173	35	B	53	3744
54	ELISIA THEOFIL MWAMTEMI	F	28	C	43	A	30	C	39	B	33	B	173	35	B	53	3744
55	PRINCE KIWELE IVWATA	M	25	C	43	A	32	B	37	B	35	B	172	34	B	55.5	3787
56	BEATRICE EDWARD KIMARO	F	26	C	41	A	33	B	44	A	28	C	172	34	B	55.5	3787
57	TRIPHONIA ONESMO KIMBE	F	24	C	42	A	38	B	40	B	27	C	171	34	B	57	3832
58	DENIS HENRY LEMA	M	30	C	42	A	31	B	39	B	27	C	169	34	B	58	3914.5
59	HAMZA ALLY RAMADHANI	M	29	C	42	A	36	B	29	C	31	B	167	33	B	59	3991.5
60	IRENE JOHN MWENDO	F	25	C	35	B	29	C	42	A	32	B	163	33	B	60	4145
61	JOSEPH HENRY MWITA	M	23	C	36	B	33	B	37	B	31	B	160	32	B	62	4263.5
62	GLORY BONIFACE LAMECK	F	25	C	40	B	32	B	44	A	19	D	160	32	B	62	4263.5
63	NATAL DAVID MTUTUMA	F	18	D	35	B	31	B	38	B	38	B	160	32	B	62	4263.5
64	JOHN JUMA MJEMA	M	17	D	41	A	32	B	34	B	32	B	156	31	B	64	4392
65	CHRISTOPHER DENIS CHRISTOPHER	M	25	C	37	B	29	C	37	B	27	C	155	31	B	65.5	4427
66	MAIMUNA SHABAN NGOTA	F	19	D	33	B	32	B	40	B	31	B	155	31	B	65.5	4427
67	NASRI JUMA NYANGUSI	M	16	D	38	B	31	B	30	C	39	B	154	31	B	67	4462.5
68	JACKLINE EMMANUEL MDACHI	F	27	C	35	B	29	C	34	B	26	C	151	30	C	68.5	4569
69	MARIA ZUBEDA FREDRICK	F	18	D	40	B	26	C	38	B	29	C	151	30	C	68.5	4569
70	OCTAVIAN VICTOR MWINGIRA	M	34	B	25	C	32	B	29	C	29	C	149	30	C	70	4632
71	GETRUDE MICHAEL MDOE	F	18	D	40	B	33	B	30	C	27	C	148	30	C	71	4663
72	ERICA MEDA JACKSON	F	16	D	37	B	33	B	32	B	27	C	145	29	C	72	4746
73	PASCO CLAVERY HAULE	M	13	D	35	B	34	B	30	C	31	B	143	29	C	73	4803
74	NEEMA AMOSI ADRIAN	F	23	C	39	B	25	C	28	C	26	C	141	28	C	74	4847.5
75	NANCY ADAM MALLYA	F	13	D	31	B	30	C	37	B	23	C	134	27	C	75	4992.5

INDEX	NAME	SEX	MATHEMATICS		KISWAHILI		ENGLISH		SCIENCE		SOCIAL STUDIES		TOTAL	AVERAGE	OVR GRADE	SCH POSITION	OVERALL POSITION
76	RAHMA HARUNI SALUM	F	23	C	36	B	25	C	25	C	22	C	131	26	C	76	5044.5